



# life style

SERIES



PROGEN HOMES

# appliances.

---

The kitchen is the heart of the home, so we've made sure that your kitchen is equipped with sleek, high quality appliances from Fisher and Paykel.



900mm Fisher & Paykel  
Stainless Steel  
Gas Hotplate



900mm Fisher & Paykel  
Contemporary Electric Oven



900mm Fisher & Paykel  
Stainless Steel Rangehood

or



Fisher & Paykel  
Undermount  
(if applicable)

# kitchen.

---

You're cooking up a storm and entertaining family and friends, so your tapware details are essential in ensuring you are well equipped in the kitchen. Our Lifestyle Collection Specification combines efficiency with luxury all in one.



Alder MAXX sink mixer  
Rectangular

in Chrome or Matt Black



Alder SAMM sink mixer  
Gooseneck

in Chrome or Matt Black



Hafele Double Bowl  
Undermount Sink







## benchtops.

---

We offer a wide range of silica free, engineered benchtops from Q-Stone, Caesarstone, Cosentino (Xeron) and Stone Ambassador (Zenith).

These benchtops will be found in your kitchen and bathroom areas.

There is large range of colours to choose from, talk to us to view all your options.



# ensuite & bathroom.

---

Enjoy high quality details in your ensuite with Seima basins and baths, Alder rain showers and tapware.



Alder ECO Rain Shower  
Round and Square



Alder MAXX basin mixer  
in Chrome or Matt Black



Alder SAMM basin mixer  
in Chrome or Matt Black



Seima Kyra 400 White  
Inset Basin with  
integrated Overflow



Alder 600mm Wish  
Double Towel Rail  
in Chrome or Matt Black



Alder Wish Toilet  
Roll Holder  
in Chrome or Matt Black



Seima Chios 102  
Tondo Inset Bath  
with no overflow



## tiling.

---

Tiling choices have a lot of power in creating the ambience and setting the tone for different spaces in the home.

Crosby tiles have been supplying floor tiles, wall tiles and bathroom tiles to homes in Western Australia for over 95 years.

**CROSBY TILES**  
MAKE THE BEST CHOICE



# laundry & WC.

---

Laundries can often be overlooked when designing the home, however we have ensured that our Lifestyle Collection Specification provides high quality, sleek finishes for your laundry.



Alder MAXX sink mixer  
Rectangular

in Chrome or Matt Black



Alder SAMM sink mixer  
Gooseneck

in Chrome or Matt Black



Alder Wish Toilet  
Roll Holder

in Chrome or Matt Black



Seima Acero 007 Classic  
45L Laundry Sink




Seima Syros Liara wall  
faces with classic seat, Clean  
Flush and Easy Care height



# external brickwork.

---

We source our bricks from Midland Brick which are crafted using the finest-quality clay and sustainable materials to create adurable exterior.



Loongana Limestone



Bullara




Bremer Bay



Mandu



Shale



Kennedy





Surfmist



Evening Haze




Shale Grey



Basalt



Monument



Dune

## roofing.

---

When building in Perth, it's important to provide a roofing solution that with stands heat, cold, rain and hail. It's for this reason that we use Colorbond Steel Builders' Standard Range for our roofing and Colorbond Steel slotted quarterround gutters, fascia and downpipes.

On this page you will see just a small selection of their wide range of colours.





## internal doors.

---

Our internal doors are provided by Hume Doors & Timbers.



Flush Panel

### Upgraded options available\*



Ascot



Hayman



Oakfield



# interior door handles.

---

Style and functionality should continue from the outside of your new home through to the interiors. That's why we provide a wide range of Gainsborough internal door handles to choose from paired with Hume moulded panel internal doors.



Choice Amelia Passage  
Lever Set

Satin Chrome, Bright Chrome  
or Matt Black



Choice Bailey Passage  
Lever Set

Satin Chrome or Bright Chrome



Choice Carla Passage  
Lever Set

Satin Chrome or Bright Chrome



Choice Liana Passage  
Lever Set

Satin Chrome, Bright Chrome  
or Matt Black



# entry door.

---

A front door sets the tone for the rest of the home. That's why we provide solid entry doors from the Hume Vauclose XV range with timber door frames or aluminium framed, glazed entry doors (as applicable).



XV1



XV10



XV14



XV18



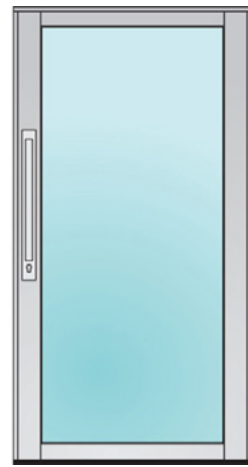
XV20



XV4



XV9



Aluminium Frame Glazed





# external door handles.

---

Style, security and simplicity are priority when it comes to entry door handles.

Our Lifestyle Specification offers Gainsborough door handles in a range of styles and finishes.

## Garage Entry



Neue Aurora Entrance  
Key-in-Lever Set

in Brushed Satin Chrome  
or Matt Black



Choice Ambassador  
Entrance Key-in-Lever Set

in Brushed Satin Chrome  
or Satin Chrome



## Front door



Trilock Contemporary Angular  
Double Cylinder Entrance Lever Set

in Stainless Steel, Polished  
Stainless Steel or Matt Black



Trilock Ubran Aurora Double  
Cylinder Entrance Lever Set

in Stainless Steel or Matt Black






## garage.

---

Choosing the perfect garage door to compliment your home is made easy with a range of options from Centurion Garage Doors.




Regency




Georgian



Mediterranean



Cosmopolitan



Settler



# lifestyle collection specification.



## Exterior

- 2c face blocks from Builders' Standard range
- Cream rolled mortar joint to all face blockwork
- Sand finish render to front Elevation (as applicable)
- 10mm plasterboard lining to Garage, Alfresco, and Portico ceilings with 55mm cove cornice (where applicable)
- 4.5mm fibre cement lining to eaves and porch ceiling (where applicable)
- Aluminum key lock windows and sliding door frames with flyscreens, lockable in vented position
- Translucent glazing Ensuite, Bathroom, and WC/Powder windows
- 25 degree roof pitch
- Colorbond roofing from Builders' Standard range
- Painted feature panel solid 1020mm entry doors from the Hume Vaucluse XV range with timber door frames or aluminium framed, clear glazed entry door (as applicable)
- Gainsborough pull handle with lever in available finishes to Entry Door
- Trilock Contemporary Angular Double Cylinder Entrance Lever Set in available finishes
- Light point outside each external door
- Two garden taps
- 5 star energy efficient Rinnai B26 instantaneous hot water system
- Brick pavers from Builders' Standard range to Alfresco, Porch, and up to six metre long driveway
- Double Garage with concrete hardstand and remote sectional door

## Internal

- Full paint finish, including two coat internal wall paint system, one colour throughout
- Hard wired Clipsal smoke detectors
- Plasterboard ceiling with 75mm cove cornice
- 10mm plasterboard drylining throughout
- R4.0 batt insulation to House and Garage area
- Clipsal Iconic Vivid White cover plates to all power points and light switches
- Light point to every room

- Clipsal double power points throughout (one per habitable room)
- Gainsborough internal lever sets from Builders' Standard range in available finishes
- Privacy latches to Ensuite, Bathroom, WC, Master Suite, and Powder
- Metal internal door frames with feature panel doors
- Soft-closing doors and drawers to cabinets
- Phone point, TV point, and data point
- Square Chrome floor wastes
- Mitred tiling throughout

## Kitchen

- 900mm Fisher and Paykel OB90SgLEB1 contemporary electric oven 900mm
- Fisher and Paykel CG905CNGX2 stainless steel gas hotplate
- 900mm Fisher and Paykel HC90DCXB3 stainless steel canopy rangehood or undermount HP90IDCHX3 (where applicable)
- 20mm Caesarstone, QStone, Cosentino (Xeron) and Zenith (Stone Ambassador) benchtops from Builders' Standard range
- Hafele double bowl undermount sink
- Alder SAMM or MAXX Sink Mixer in Chrome and Matt Black \$44m² retail allowance for ceramic wall tiles
- Full height splashback tiling to underside of rangehood
- Dishwasher recess including single GPO
- Cabinetry facings from Builder's Standard Polytec ranges

## Ensuite & Bathroom

- Seima Kyra 017 White Inset basin with integrated overflow
- Seima Chios 102 Tondo Inset bath with no overflow
- Tony Alder Eco 215mm rain shower round in chrome or matt black to Ensuite and Bathroom
- 600mm Tony Alder Wish towel rail and toilet roll holder in chrome and matt black
- Semi frameless pivot door shower screens
- Cabinetry facings from Builder's Standard Polytec ranges
- Alder SAMM or MAXX Sink Mixer in chrome and matt black
- Full width slimline framed mirrors over vanities

- 2000mm high tiled shower recesses
- 20mm Caesarstone, QStone, Cosentino (Xeron) and Zenith (Stone Ambassador) benchtops from Builders' Standard range
- \$44m² retail allowance for ceramic wall and floor tiles
- Tony Alder Wish 600mm double towel rails and toilet roll holders in chrome and matt black
- Flumed 2 globe fan/light/heater to Ensuite, flumed exhaust fan and light point to Bathroom

## Laundry & WC

- Seima Acero 007 Ceramic 45L Laundry sink
- Alder SAMM sink Mixer Gooseneck or MAXX Sink Mixer Rectangular in chrome and matt black
- Seima Syros Liara wall-faced with classic seat, Clean Flush and Easy Care height
- Laminate benchtop from Builders' Standard Polytec range
- 44m² retail allowance for ceramic wall and floor tiles
- Alder Wish toilet roll holder in chrome and matt black
- Flumed exhaust fan to Laundry and WC's
- Cabinetry facings from Builder's standard Polytec range

## Genuine Coverage

- Lump sum fixed price contract
- Lifetime structural warranty (non-transferable)
- Shire Building Department fees
- Home Indemnity Insurance
- Contour survey, repeg and Engineers site report (for standard class A sandy site)
- Six months maintenance period
- Engineer designed concrete footings and slab

Last Updated: 13 Aug 2025