

# luxe

collection



PROGEN HOMES

# appliances.

---

The kitchen is the heart of the home, so we've made sure that your kitchen is equipped with sleek, high quality appliances from Fisher and Paykel.



900mm Fisher & Paykel  
Black Glass Gas  
Hotplate



900mm Fisher & Paykel  
Contemporary Electric  
Oven

or



2 x 600mm Fisher & Paykel  
Black Glass  
Electric Oven



900mm Fisher & Paykel  
Stainless Steel  
Rangehood

or



Fisher & Paykel  
Undermount  
(if applicable)

# kitchen.

---

You're cooking up a storm and entertaining family and friends, so your tapware details are essential in ensuring you are well equipped in the kitchen. Our Luxe Collection Specification combines efficiency with luxury with the Seima doublebowl undermount sinks and Vito Bertoni mixer taps.



**Vito Bertoni Eevaz  
Flick Mixer**

in Chrome, Matt Black  
or Brushed Nickel



**Seima Leto 750 Double  
Bowl Undermount Sink**



**Optional Extra:  
Seima Drainer Tray**







## benchtops.

---

We offer a wide range of silica free, engineered benchtops from Q-Stone, Caesarstone, Cosentino (Xeron) and Stone Ambassador (Zenith).

These benchtops will be found in your kitchen, laundry and bathroom areas.

There is large range of colours to choose from, talk to us to view all your options.

 **COSENTINO**

 **caesarstone**

 **stone  
ambassador**

*by Qstone*

# ensuite & bathroom.

Enjoy high quality details in your ensuite with Seima above counter textured basins, Seima baths, Tony Alder rain showers and Vito Bertoni tapware.



**Alder Eco Dual Elite Rain Shower Round with Accessory basket to Ensuite**

in Chrome, Matt Black or Brushed Nickel




**Alder 215mm Rain Shower to Bathroom**

in Chrome, Matt Black or Brushed Nickel



**Alder 800mm Wish Double Towel Rail**

in Chrome, Matt Black or Brushed Nickel



**Wall Mounted Vito Bertoni Eeva2 Flick Mixer**

in Chrome, Matt Black or Brushed Nickel



**Alder Wish Toilet Roll Holder**

in Chrome, Matt Black or Brushed Nickel



**Seima Above Counter Arko 355 White Textured Basin**



**Seima Chios 102 Tondo Inset Bath**  
with no overflow





## tiling.

---

Tiling choices have a lot of power in creating the ambience and setting the tone for different spaces in the home.

Our Luxe Collection Specification includes hobless showers with mitred tiling throughout and tile inset floor wastes.



**CROSBY TILES**  
MAKE THE BEST CHOICE

# laundry & WC.

---

Laundries can often be overlooked when designing the home, however we have ensured that our Luxe Collection Specification provides high quality, sleek finishes for your laundry.



**Vito Bertoni Eeva2  
Flick Mixer**

in Chrome, Matt Black  
or Brushed Nickel



**Alder Wish Toilet  
Roll Holder**

in Chrome, Matt Black  
or Brushed Nickel



**Seima Eva 620  
Ceramic Inset Trough**



**Seima Limni Wallfaced  
Cleanflush Nanoglaze WC**

with soft close slimseat






# external brickwork.

---

We source our bricks from Midland Brick which are crafted using the finest-quality clay and sustainable materials to create adurable exterior.



Loongana Limestone



Bullara



Bremer Bay



Mandu



Shale



Kennedy





Surfmist



Evening Haze




Shale Grey



Basalt



Monument



Dune

## roofing.

---

When building in Perth, it's important to provide a roofing solution that with stands heat, cold, rain and hail. It's for this reason that we use Colorbond Steel Builders' Standard Range for our roofing and Colorbond Steel slotted quarterround gutters, fascia and downpipes.

On this page you will see just a small selection of their wide range of colours.





## internal doors.

---

Our internal doors are provided by Hume Doors & Timbers. With four designs included in our standard range, there are plenty of upgrade options available too.



Flush Panel



Ascot



Hayman



Oakfield



# interior door handles.

---

Style and functionality should continue from the outside of your new home through to the interiors. That's why we provide a wide range of Gainsborough internal door handles to choose from paired with Hume moulded panel internal doors.



**Choice Amelia Passage  
Lever Set**

Satin Chrome, Bright Chrome  
or Matt Black



**Choice Bailey Passage  
Lever Set**

Satin Chrome or Bright Chrome



**Choice Carla Passage  
Lever Set**

Satin Chrome or Bright Chrome



**Choice Liana Passage  
Lever Set**

Satin Chrome, Bright Chrome  
or Matt Black



# entry door.

A front door sets the tone for the rest of the home. That's why we provide solid entry doors from the Hume Vaocluse XV range with timber door frames or aluminium framed, glazed entry doors (as applicable).



XV1



XV10



XV14



XV18



XV20



XV4



XV9



Aluminium Frame Glazed





# external door handles.

---

Style, security and simplicity are priority when it comes to entry door handles.

Our Luxe Specification offers Gainsborough door handles in a range of styles and finishes.



**Trilock Omni Allure Double Cylinder Pull Handle Entrance Set**

in Stainless Steel or Matt Black



**Trilock Contemporary Angular Double Cylinder Entrance Lever Set**

in Stainless Steel, Polished  
Stainless Steel or Matt Black



**Trilock Ubran Aurora Double Cylinder Entrance Lever Set**

in Stainless Steel or Matt Black






## garage.

---

Choosing the perfect garage door to compliment your home is made easy with a range of options from Centurion Garage Doors.




Regency




Georgian



Mediterranean



Cosmopolitan



Settler



# luxé collection specification.

---



## Exterior

- 2c face blocks from Builders' Standard range
- Cream rolled mortar joint to all face blockwork
- Acrylic texture finish to front elevation
- 10mm plasterboard lining to Garage, Alfresco, and Portico ceilings with 55mm cove cornice (where applicable)
- 4.5mm fibre cement lining to eaves and porch ceiling (where applicable)
- Aluminum key lock windows and sliding door frames with flyscreens, lockable in vented position
- Translucent glazing Ensuite, Bathroom, and WC/Powder windows
- 25 degree roof pitch
- Colorbond roofing from Builders' Standard range
- Painted feature panel solid 1020mm entry doors from the Hume Vaucluse XV range with timber door frames or aluminium framed, clear glazed entry door (as applicable)
- Gainsborough pull handle with lever in available finishes to Entry Door (applicable to timber doors only)
- Trilock Contemporary Angular Double Cylinder Entrance
- Lever Set in available finishes to Garage
- Light point outside each external door
- Two garden taps
- 5 star energy efficient Rinnai Infinity B26 instantaneous hot water system
- Brick pavers from Builders' Standard range to Alfresco, Porch, and up to six metre long driveway
- Double Garage with concrete hardstand and remote sectional door

## Internal

- Full paint finish, including two coat internal wall paint system, one colour throughout
- Hard wired Clipsal smoke detectors
- Plasterboard ceiling with 75mm cove cornice
- 10mm plasterboard drylining throughout
- R4.0 batt insulation to House and Garage area
- Clipsal Iconic Vivid White cover plates to all power points and light switches
- Light point to every room

- Clipsal double power points throughout (one per habitable room)
- Gainsborough internal lever sets from Builders' Standard range in available finishes
- Privacy latches to Ensuite, Bathroom, WC, Master Suite, and Powder
- Metal internal door frames with feature panel doors
- Soft-closing doors and drawers to cabinets
- Phone point, TV point, and data point
- Bermuda inset tile floor wastes
- Mitred tiling throughout

## Kitchen

- 900mm Fisher and Paykel OB90SgLEB1 contemporary electric oven **or** 2x 600mm Fisher and Paykel OB60SC7CEX3 black glass oven 900mm
- 900mm Fisher and Paykel CG905DNGGB1 black glass gas hotplate
- Fisher and Paykel HC90DCXB3 stainless steel canopy rangehood **or** undermount HP90IDCHX3 (where applicable)
- 20mm Caesarstone, QStone, Cosentino (Xeron) and Zenith (Stone Ambassador) benchtops from Builders' Standard range
- Seima Leto 750 double bowl undermount sink
- Vito Bertoni Eeva2 Flick Mixer in chrome, matt black or brushed nickel
- \$50m<sup>2</sup> retail allowance for rectified, ceramic wall tiles
- Full height splashback tiling to underside of rangehood
- Dishwasher recess including single GPO
- Cabinetry facings from Builder's Standard Laminex, Formica and Polytec ranges

## Ensuite & Bathroom

- Seima above counter Arko 355 textured basins
- Seima Chios 102 Tondo Inset bath with no overflow
- Vito Bertoni Eeva2 Flick Mixer in chrome, matt black or brushed nickel (wall mounted)
- Tony Alder Eco Dual Elite rain shower round with accessory basket in Chrome, Matt Black or Brushed Nickel to Ensuite
- Tony Alder Eco 215mm rain shower round in chrome, matt black or brushed nickel to Bathroom
- Cabinetry facings from Builder's Standard Laminex, Formica and

## Polytec ranges

- Semi frameless pivot door shower screens
- 2000mm high tiled shower recesses
- Full width slimline framed mirrors over vanities
- 20mm Caesarstone, QStone, Cosentino (Xeron) and Zenith (Stone Ambassador) benchtops from Builders' Standard range
- 50m<sup>2</sup> retail allowance for rectified, ceramic wall and floor tiles
- Tony Alder Wish 800mm double towel rail and toilet roll holders in Chrome, Matt Black and Brushed Nickel
- Flumed two globe fan/light/heater to Ensuite, flumed exhaust fan to Bathroom
- Hobless showers throughout

## Laundry & WC

- Seima Eva 620 Ceramic inset trough
- Vito Bertoni Eeva2 Flick Mixer in chrome, matt black or brushed nickel
- Seima Limni wall-faced, cleanflush nanoglaze WC with soft close slimseat
- 20mm Caesarstone, QStone, Cosentino (Xeron) and Zenith (Stone Ambassador) benchtops from Builders' Standard range
- 50m<sup>2</sup> retail allowance for rectified, ceramic wall and floor tiles
- Tony Alder Wish toilet roll holder in chrome, matt black and brushed nickel
- Flumed exhaust fan to Laundry and WC's
- Cabinetry facings from Builder's Standard Laminex, Formica and Polytec ranges

## Genuine Coverage

- Lump sum fixed price contract
- Lifetime structural warranty (non-transferable)
- Shire Building Department fees
- Home Indemnity Insurance
- Contour survey, repeg and Engineers site report (for standard class A sandy site)
- Six months maintenance period
- Engineer designed concrete footings and slab

Last Updated: 26 Aug 2025